


# Overview of Primary Care Shropshire County Area



Staffordshire & Shropshire Area  
Team August 2013



# NHS England at a glance



- We exist to save and improve lives: to make people better when they are ill.
- We exist to uphold the NHS Constitution.
- As the overall health system convenor we exist to deliver the NHS Mandate agreed between the government and NHS England.
- We comprise
  - 1 Board
  - 1 National Support Team
  - 4 Regional Teams
  - 27 Area Teams



## Summary

- Number of GP practices = 45
- Number of WTE GPs = 160
  - GP to patient ratio (Shropshire) = 1,948
  - GP to patient ratio (Area Team) = 2,101
  - GP to patient ratio (England) = 1,900

### Contract type

GMS = 35

PMS = 9

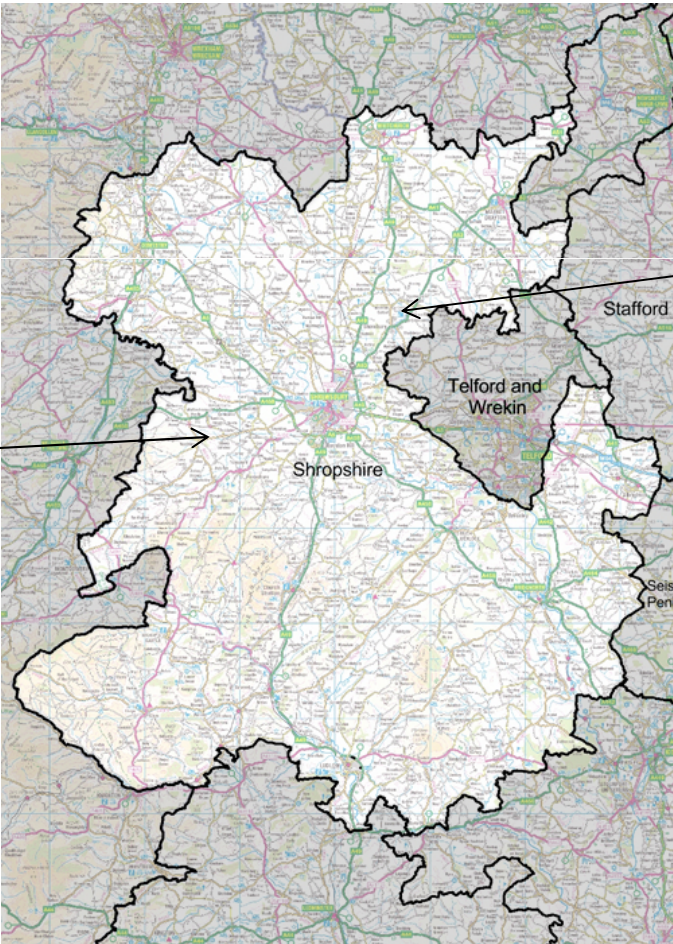
APMS = 1

## Number of partners to contract

45 practices

Single handers	2	(4%)
2 partners	5	(11%)
3 partners	12	(27%)
4 partners	5	(11%)
5 or more partners	21	(47%)

# Single Handed Practices



## Worthen (2384 list)

- Rural Practice
- 1 salaried doctor ( 2 doctors in total)
- Dispensary on site
- No Performance concerns
- GMS Contract
- Due to move to a new premises next year approved by PCT Cluster

## Shawbury (4145 list)

- Rural Practice
- Previously partnership, Now SH
- With 2 salaried Doctors ( 3 doctors in total)
- Dispensary On site
- No Performance concerns
- GMS Contract

## Does Single Hander status inhibit quality?

Practice	Wt List size	GP AF Outliers	Ext hours	GPPS "Would recommend"
Shawbury	4,159	0	nil	94%
Worthen	2,384	0	1	97%



## Age Profile (all practices in Shropshire)

- All general medical practitioners (excluding retainers & registrars)  
FTE

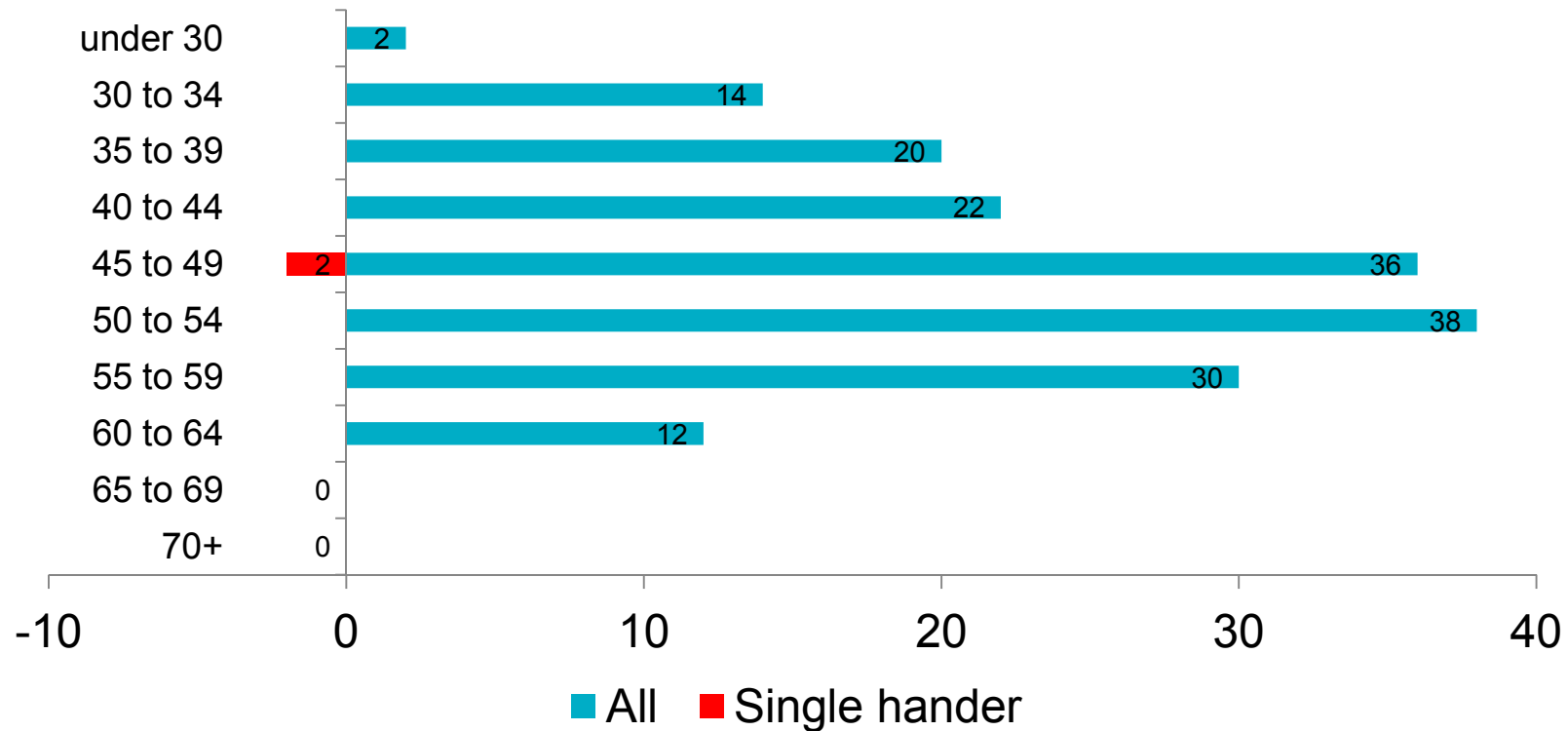
Aged 70+	0
65 – 69	0
60 – 65	12
55 – 59	30
50 – 54	38
45 – 49	36
40 – 44	22
35 – 39	20
30 – 34	14
Under 30	2

Shropshire total aged 55+ = 24.3%

England total aged 55+ = 23.0%



## Age profile single handers versus total



## Gender of practitioners in Shropshire

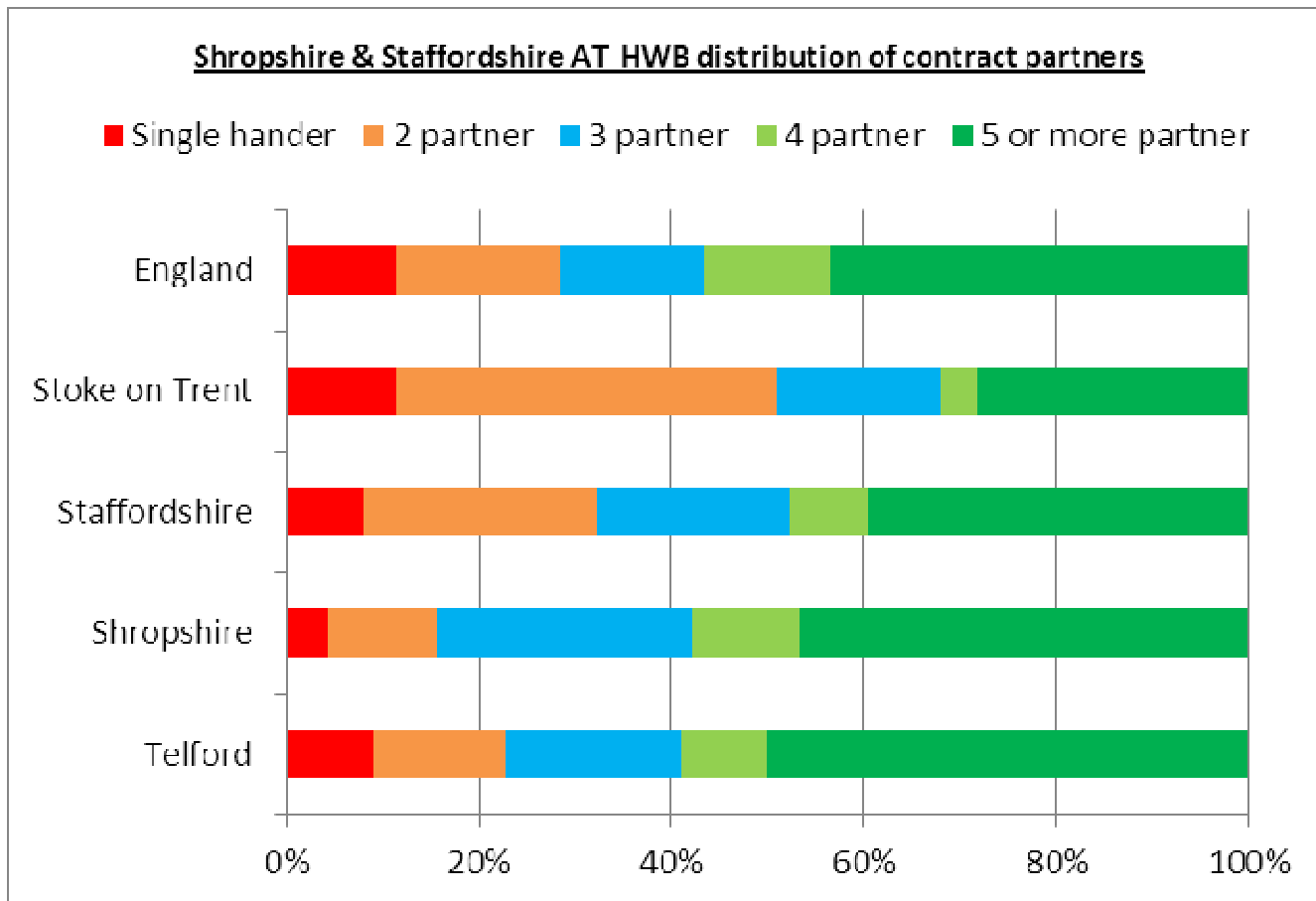
- Headcount excluding retainers and registrars
- Male 120 (57%)
- Female 89 (43%)
- Practices where all practitioners are male = 5
- Practices where all practitioners are female = 0
- Practices with access to both male and female 88.9%  
(England 76.8%)

## Opening hours and out of hours provision

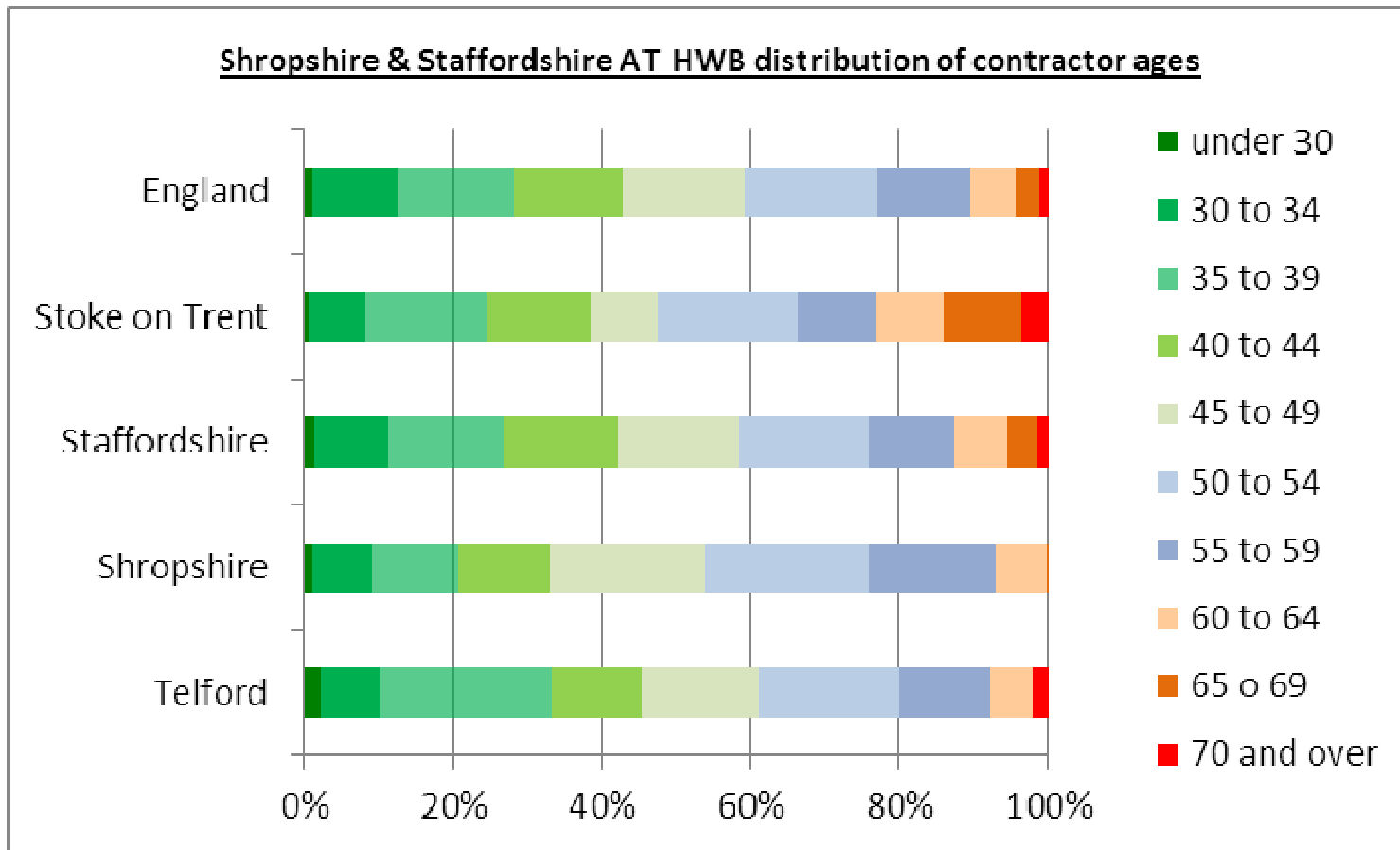
- Number of practices open 8am – 6:30pm (52.5 hours) = 1 (2%)
- Average number of hours open = 45.2
- Number of practices with half day closing = 9 (20%)
- Practices using more than one OOH provider\* = Nil
  
- Practices open more than 52.5 hours / week = 1
  - Shropshire Walk In Centre (Shrewsbury)

\*not including local occasional arrangements for PLT etc.

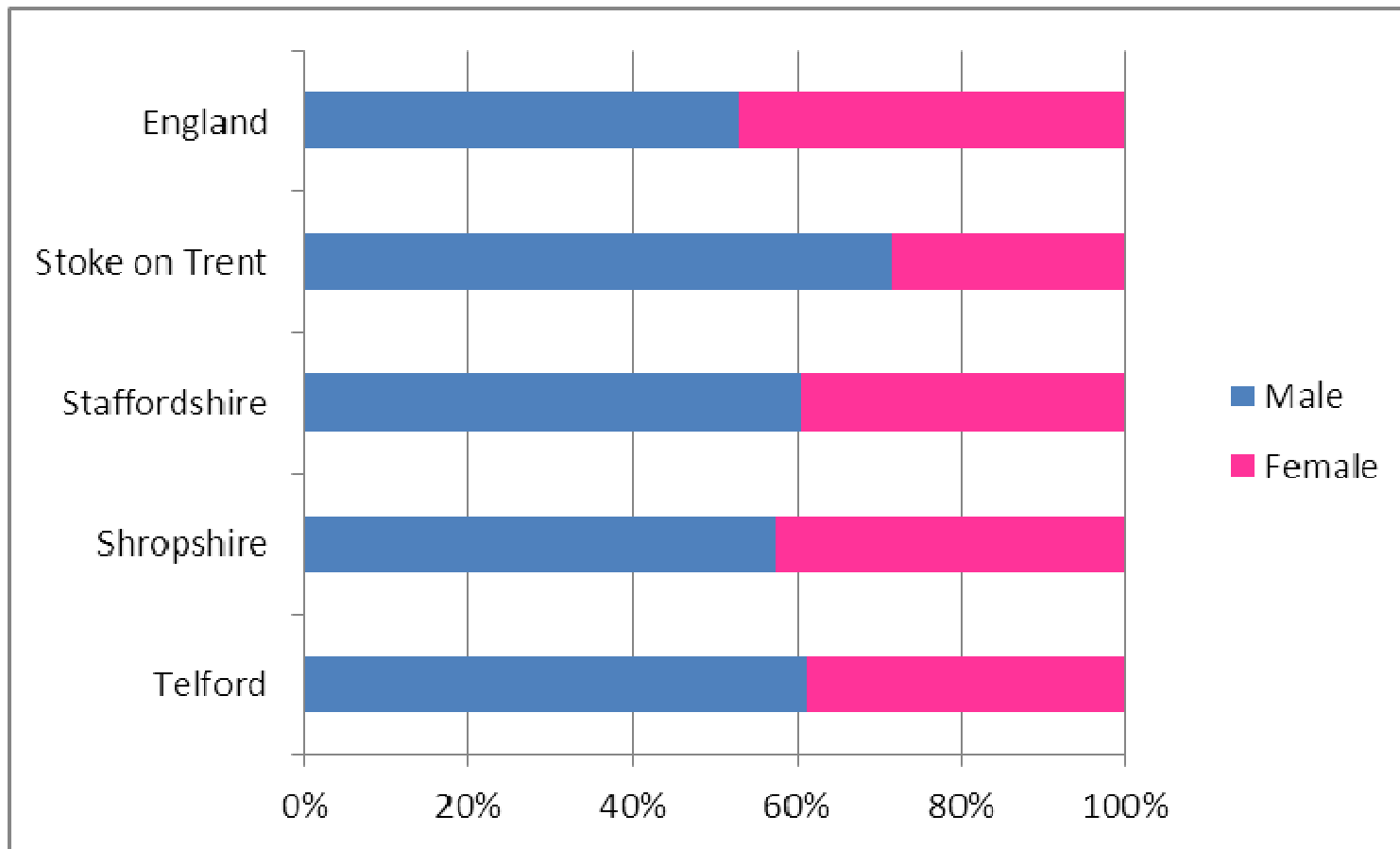
Area Team and England comparisons – Number of Contract holders



Area Team and England comparisons – Age of Practitioners



## Area Team and England comparisons – Gender of Practitioners



# Primary Dental Services



## NHS Dental Services

### **How many people in Shropshire use an NHS dentist?**

In the last 24 months 166,885 patients have received NHS dental care.

This equates to 54.3 % of the population (England 56.0%)

Adults	50.3% (England 52.4%)
Children	70.5% (England 69.0%)

### **For patients in Shropshire who wanted an NHS dental appointment in the last two years how many were successful?**

93% (England 92%)

### **For patients who used NHS dental services in Shropshire how many were satisfied with the treatment they received?**

93.8% (England 93.2%)

### **For patients who used NHS dental services in Shropshire how many were satisfied with the length of time to get an appointment?**

91.7% (England 88.7%)



# Conclusions



- **GP to patient ratio is better than the AT Average**
- **There are only two single handed practices in Shropshire both with additional salaried GPs**
- **Practices with access to both male and female GPs is better than the England Average.**
- **1/45 practices open 52.5 Hours Per Week or more.**
- **Continuity of care between OOH providers and GP practices is excellent.**
- **NHS Primary Care Dental Access is better than the NHS England Average.**